

Signify Classified - Internal
Cooper Lighting Solutions Photometric Lab
1121 Highway 74 South
Peachtree City, GA 30269



Scaled data based on original data using
LM-79-08 Approved Method: Electrical and Photometric Measurements of Solid-
State Lighting Products

Test Report Prepared for
Cooper Lighting Solutions
(formerly Eaton)

Brand: INVUE

Report Number: P880220

Luminaire Tested: **EMM2-HTN-VA1-730-U-WT4**

Issue Date: 10/01/2024



Test Information

Test Method: LM-79-08
Report Number: P880220
Test Lab: INNOVATION CENTER(G3)
Issue Date: 10/01/2024
Manufacturer: COOPER LIGHTING SOLUTIONS (FORMERLY EATON)
Product Line: INVUE
Catalog Number: EMM2-HTN-VA1-730-U-WT4
Description: EPIC MODERN TALL HOUSING 1W 70CRI 3000K VISUAL COMFORT FIXTURE w/
DRIVE LANE TYPE IV DISTRIBUTION OPTIC
Light Source: (1) 3000K CCT, 70 CRI LEDS
Ballast/Driver: ELECTRONIC DRIVER

Summary

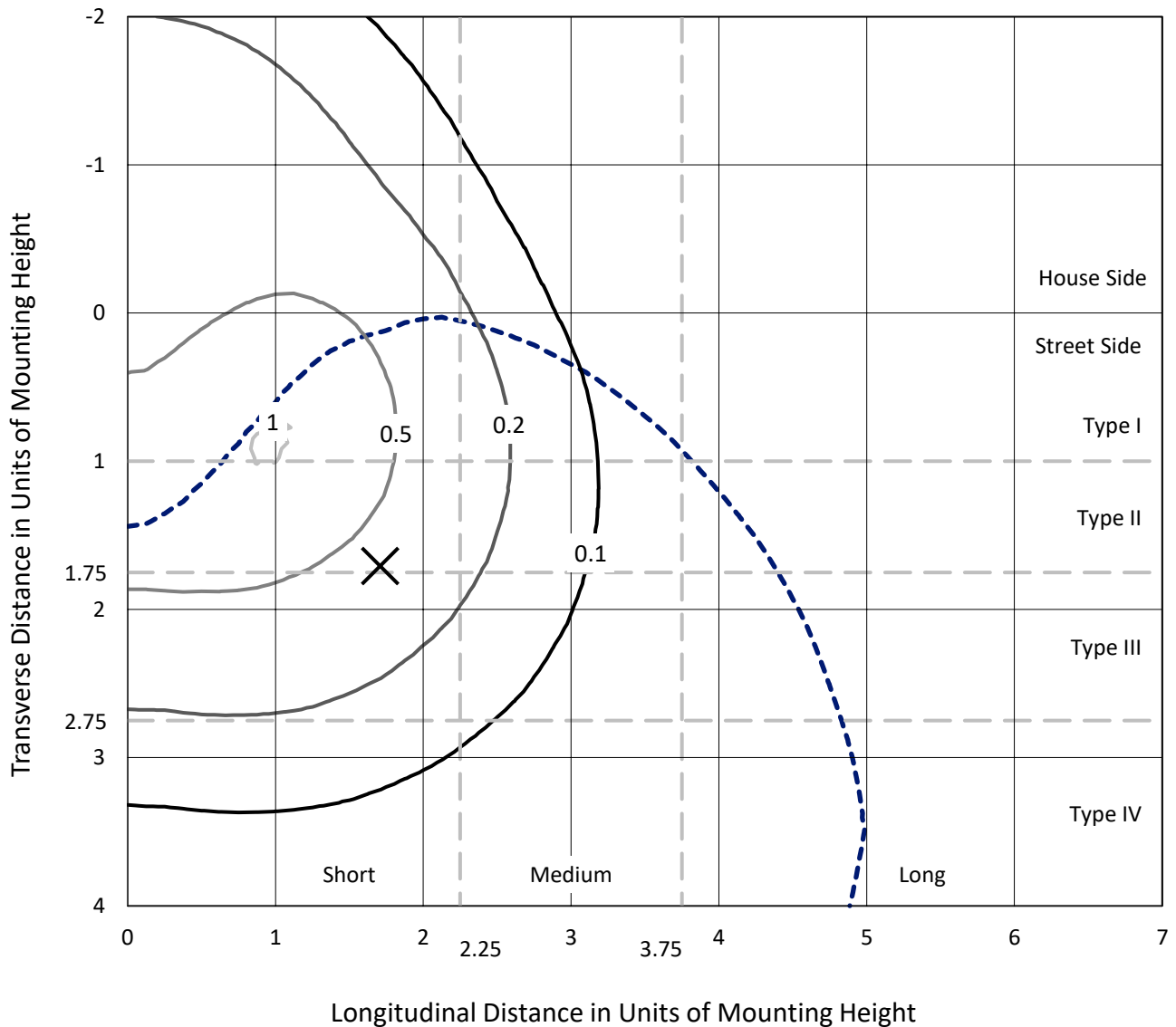
Lumens per Lamp: N/A
Luminaire Lumens: 2969.6 lumens
Efficiency: N/A
Efficacy: 106.1 lumens/watt
Luminous Opening: Circular (Dia: 1.12' x H: 0')
IES Classification: Type IV - Short
BUG Rating: B1 - U0 - G2

Input Watts (W): 28
Input Voltage (V): 120
Input Current (Ain): NR
Voltage Rise (V): NR
Power Factor: 0.99
Total Harmonic Distortion (THDi): 11%
Frequency (hertz): 60
Stabilization Time: NR
Operation Time: NR
Ambient Temperature (°C): NR
Test Distance: 24 FT

REPORT NUMBER: P880220
 CATALOG NUMBER: EMM2-HTN-VA1-730-U-WT4

Iso-Footcandle Lines of Horizontal Illumination

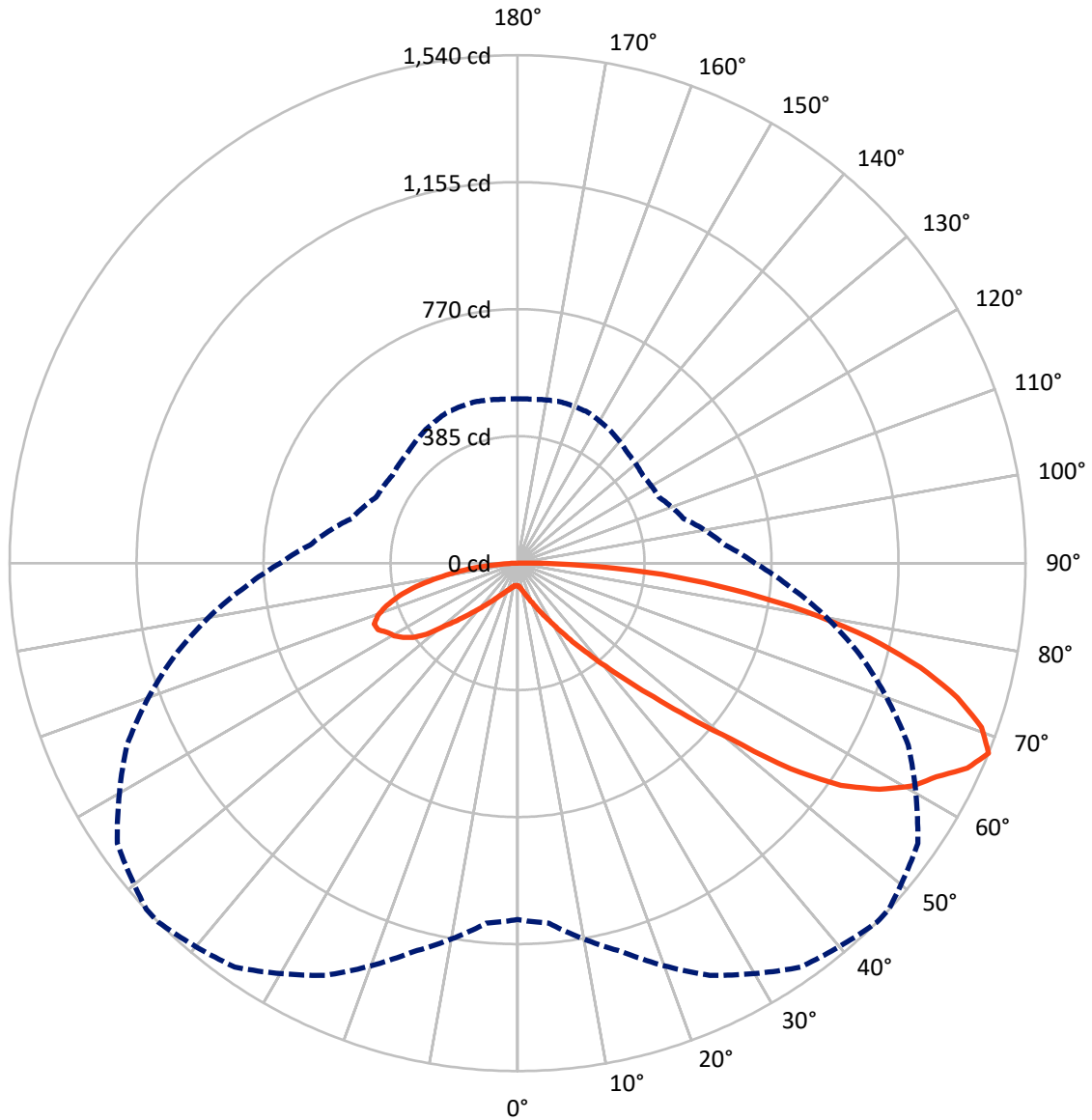
× Max cd
 - - - 1/2 Max cd



Based on 15 foot mounting height. Maximum calculated value = 1 fc
 Type IV - Short - N/A

REPORT NUMBER: P880220
CATALOG NUMBER: EMM2-HTN-VA1-730-U-WT4

Luminous Intensity Polar Plot



— Vertical Plane Through 45-Deg Lateral - - - Horizontal Cone Through 67.5-Deg Vertical

REPORT NUMBER: P880220
 CATALOG NUMBER: EMM2-HTN-VA1-730-U-WT4

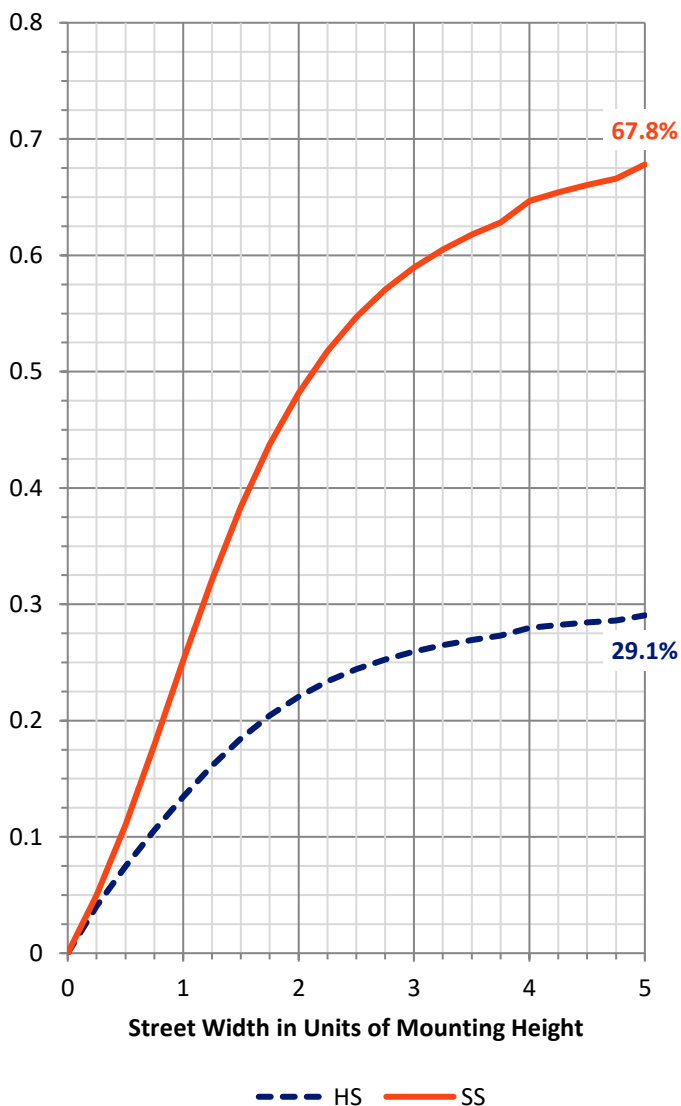
FLUX DISTRIBUTION:

		Downward	Upward	Total
House Side	Lumens	880.1	0.0	880.1
	% Fixture	29.6	0.0	29.6
Street Side	Lumens	2089.5	0.0	2089.5
	% Fixture	70.4	0.0	70.4
Total	Lumens	2969.6	0.0	2969.6
	% Fixture	100.0	0.0	100.0

Coefficient of Utilization

ZONAL LUMENS:

Zone	Lumens	% Fixture
0°-10°	7.0	0.2
10°-20°	26.4	0.9
20°-30°	62.2	2.1
30°-40°	136.5	4.6
40°-50°	297.2	10.0
50°-60°	610.5	20.6
60°-70°	860.2	29.0
70°-80°	730.2	24.6
80°-90°	239.3	8.1
90°-100°	0.0	0.0
100°-110°	0.0	0.0
110°-120°	0.0	0.0
120°-130°	0.0	0.0
130°-140°	0.0	0.0
140°-150°	0.0	0.0
150°-160°	0.0	0.0
160°-170°	0.0	0.0
170°-180°	0.0	0.0
0°-90°	2969.6	100.0
0°-180°	2969.6	100.0



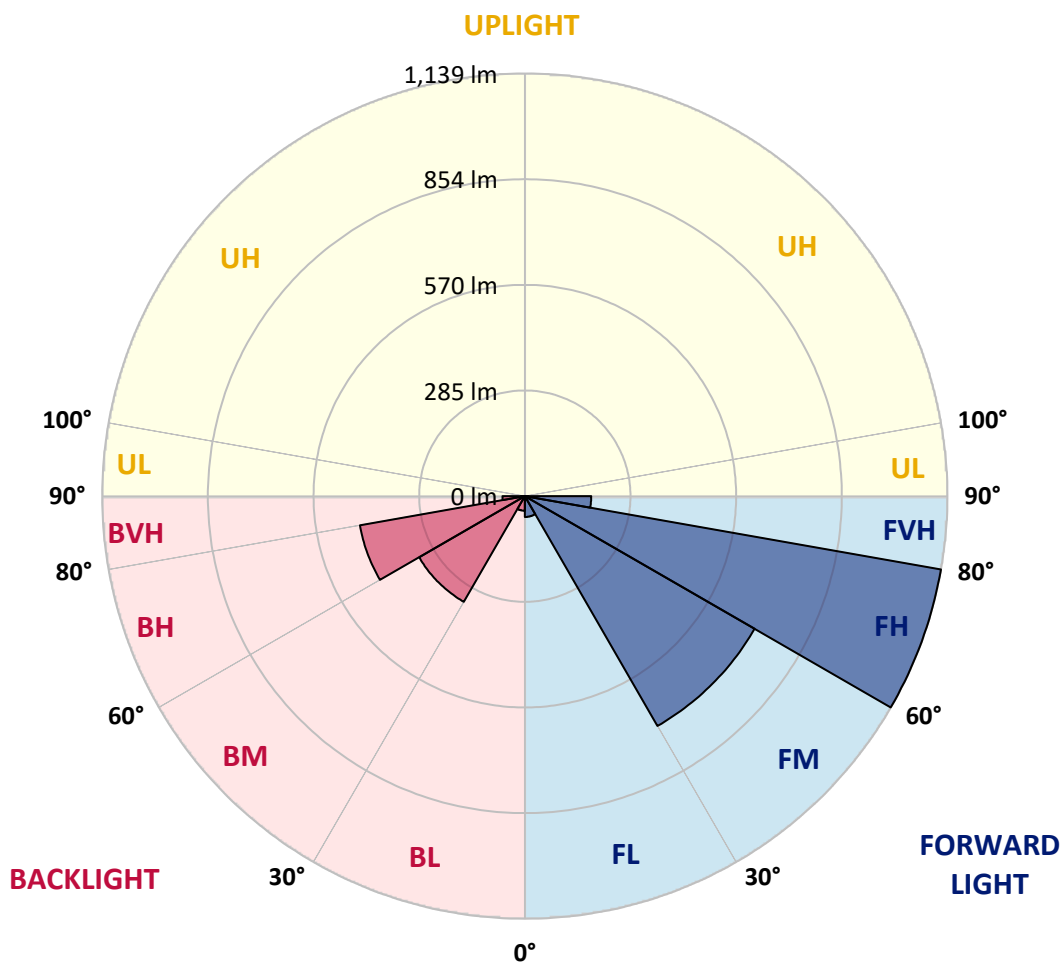
REPORT NUMBER: P880220
 CATALOG NUMBER: EMM2-HTN-VA1-730-U-WT4

LUMINAIRE CLASSIFICATION SYSTEM LUMEN TABLE AND BUG RATING:

Zone	Lumens	% Fixture	Zone Rating/Lumen Limit		
			B	U	G
FL (0°-30°)	56.2	1.9			
FM (30°-60°)	715.2	24.1			
FH (60°-80°)	1139.1	38.4			G1/1800
FVH (80°-90°)	179.0	6.0			G2/225
BL (0°-30°)	39.5	1.3	B0/110		
BM (30°-60°)	328.9	11.1	B1/1000		
BH (60°-80°)	451.3	15.2	B1/500		G1/500
BVH (80°-90°)	60.4	2.0			G1/100
UL (90°-100°)	0.0	0.0		U0/0	
UH (100°-180°)	0.0	0.0		U0/0	

BUG Rating: B1-U0-G2

Type IV Short





REPORT NUMBER: P880220

CATALOG NUMBER: EMM2-HTN-VA1-730-U-WT4

CANDELA DISTRIBUTION (FULL):

	0°	5°	15°	25°	35°	45°	47°	55°	65°	75°	85°
0°	68.6	68.6	68.6	68.6	68.6	68.6	68.6	68.6	68.6	68.6	68.6
2.5°	70.7	70.4	70.7	70.7	70.7	70.4	70.4	70.4	70.1	69.8	69.5
5°	74.9	74.9	74.9	74.6	74.6	74.0	74.0	73.7	73.1	72.5	71.9
7.5°	80.7	80.4	80.4	80.1	79.8	79.2	78.9	78.6	77.4	76.5	75.2
10°	87.7	87.7	87.4	86.8	86.8	85.3	85.6	85.0	83.4	81.6	79.5
12.5°	96.2	96.2	95.6	95.6	95.0	93.8	93.4	92.5	91.0	88.0	85.6
15°	105.6	105.6	106.2	105.6	105.0	103.5	103.5	102.2	98.9	96.5	92.8
17.5°	117.4	115.9	116.8	116.5	116.5	115.6	114.7	113.2	110.4	106.2	101.6
20°	129.6	129.9	128.9	129.9	130.2	128.9	128.9	127.1	123.2	118.0	110.7
22.5°	144.7	144.7	142.9	145.3	146.8	145.9	145.6	142.0	137.1	130.2	122.9
25°	160.5	159.9	162.9	163.5	166.9	166.6	166.3	162.9	155.6	147.2	135.9
27.5°	178.4	179.3	185.1	186.6	189.9	189.6	189.3	185.7	177.8	166.3	151.7
30°	200.6	201.8	207.2	212.4	218.1	218.8	218.1	215.1	203.6	188.4	172.0
32.5°	226.3	229.7	235.1	243.9	251.2	254.6	255.2	249.7	236.7	216.6	195.1
35°	261.5	258.8	266.4	281.0	293.1	299.8	299.5	292.2	277.9	252.4	221.8
37.5°	296.1	295.2	307.0	326.2	342.5	348.0	349.5	344.7	326.5	292.8	256.7
40°	332.2	339.8	353.5	375.6	399.9	411.4	412.3	405.4	380.5	342.5	294.9
42.5°	379.3	386.8	404.1	431.4	466.6	485.8	487.0	479.1	449.0	399.9	341.0
45°	438.7	443.0	461.2	502.7	548.0	578.6	587.4	577.7	540.7	472.4	398.4
47.5°	502.7	502.7	532.5	587.4	655.7	696.0	702.7	693.9	638.7	556.4	462.4
50°	574.0	574.3	621.7	700.3	786.4	836.8	842.0	820.7	754.0	642.0	527.6
52.5°	648.1	656.0	725.1	844.1	959.7	1036.7	1041.9	1017.3	928.4	764.6	597.1
55°	750.0	762.5	862.9	1008.8	1129.0	1189.7	1190.0	1160.5	1053.7	883.5	680.2
57.5°	891.4	896.3	990.0	1139.0	1252.5	1294.0	1291.0	1247.9	1124.7	950.0	748.5
60°	1008.2	1019.4	1095.9	1234.3	1345.0	1373.5	1370.2	1313.1	1173.3	988.8	781.3
62.5°	1085.0	1090.4	1169.6	1302.5	1402.0	1426.0	1422.4	1369.3	1232.7	1056.5	835.9
65°	1103.5	1112.6	1213.0	1348.0	1444.5	1498.5	1496.1	1467.6	1327.4	1106.5	861.7
67.5°	1081.0	1096.2	1219.4	1379.3	1495.5	1540.4	1539.2	1481.8	1307.1	1074.4	829.2
70°	1035.2	1048.3	1201.2	1375.9	1480.6	1492.8	1483.4	1417.8	1247.3	1021.0	780.7
72.5°	963.0	985.2	1134.4	1299.8	1387.2	1395.1	1391.7	1311.6	1157.5	929.0	707.2
75°	868.3	895.4	1030.7	1164.5	1247.6	1261.3	1254.9	1184.8	1028.9	814.0	616.2
77.5°	748.5	763.7	866.8	994.0	1089.5	1092.0	1088.3	1010.0	866.5	681.8	518.5
80°	589.8	598.9	688.4	794.3	873.5	883.2	879.9	827.1	688.1	539.5	404.4
82.5°	436.9	430.8	490.9	577.7	656.3	656.9	662.3	603.8	515.2	391.4	289.4
85°	251.5	254.0	306.1	365.3	412.9	440.5	440.2	412.0	331.3	249.1	176.6
87.5°	70.1	75.5	108.6	158.1	179.6	195.4	189.6	171.1	138.4	78.3	44.9
90°	0.0	0.0	0.0	0.0	0.0	0.0	0.0	0.0	0.0	0.0	0.0



REPORT NUMBER: P880220

CATALOG NUMBER: EMM2-HTN-VA1-730-U-WT4

CANDELA DISTRIBUTION (continued):

	90°	95°	105°	115°	125°	135°	145°	155°	165°	175°	180°
0°	68.6	68.6	68.6	68.6	68.6	68.6	68.6	68.6	68.6	68.6	68.6
2.5°	69.5	69.2	68.9	68.6	68.0	68.0	67.7	68.0	68.0	68.0	68.0
5°	71.3	71.0	70.1	69.5	68.6	68.0	67.7	67.7	67.7	67.7	67.7
7.5°	74.3	74.0	72.5	71.3	70.1	69.5	68.9	68.6	68.3	68.0	68.3
10°	78.9	77.7	76.2	74.3	72.5	71.6	70.7	70.4	70.1	69.8	69.8
12.5°	84.0	83.1	80.4	78.0	76.2	74.6	73.4	72.8	72.5	72.2	72.2
15°	91.0	89.2	85.6	82.5	79.8	78.0	76.8	76.2	75.9	75.5	75.5
17.5°	98.9	96.5	91.6	87.7	84.7	82.2	80.7	79.8	79.2	79.5	79.8
20°	108.0	104.1	98.6	93.8	89.8	87.1	85.6	84.3	83.7	84.0	84.3
22.5°	118.6	114.4	106.5	100.7	95.9	92.5	91.0	90.1	89.5	89.2	88.6
25°	130.8	125.3	116.2	108.3	102.6	99.2	97.4	96.8	96.2	95.6	95.6
27.5°	145.3	139.0	126.5	118.0	111.0	107.7	105.6	104.7	104.7	103.8	103.8
30°	162.3	153.8	138.7	127.4	120.5	116.2	113.8	113.5	112.9	113.8	113.8
32.5°	182.7	171.1	152.6	139.6	131.7	127.7	125.3	124.7	123.8	124.4	126.2
35°	208.1	193.3	171.1	155.6	145.9	142.0	139.0	138.7	137.1	138.7	136.2
37.5°	236.7	220.3	190.8	172.6	162.0	157.5	155.3	154.4	154.1	154.1	152.3
40°	271.5	251.8	216.0	193.6	181.4	176.0	173.9	173.5	172.9	175.1	172.9
42.5°	314.6	284.6	242.1	216.6	204.2	198.4	196.0	195.1	196.6	197.5	197.2
45°	362.6	330.1	275.5	246.1	231.8	226.0	222.7	221.8	222.4	222.4	225.4
47.5°	417.8	379.6	313.7	278.2	265.2	258.2	256.1	253.0	251.5	250.9	256.1
50°	475.4	427.8	352.9	313.1	301.3	295.8	296.4	290.4	288.2	285.8	285.2
52.5°	533.4	479.4	397.5	361.7	348.0	350.7	349.5	343.2	330.7	327.7	320.4
55°	602.9	537.6	440.2	397.5	385.6	387.8	392.6	392.6	389.9	383.2	377.4
57.5°	661.7	585.9	472.4	419.0	408.7	414.1	423.9	431.1	437.5	442.4	442.1
60°	694.5	615.6	493.3	435.4	423.3	433.9	448.4	460.9	474.5	488.8	488.2
62.5°	739.7	657.2	530.7	464.5	443.6	446.9	463.6	485.1	497.6	509.4	512.8
65°	751.5	664.8	544.6	485.1	468.2	468.8	480.0	497.6	508.2	511.2	513.1
67.5°	719.7	631.4	521.6	473.0	463.9	472.4	490.6	504.6	506.1	498.8	498.2
70°	671.7	590.4	485.1	444.5	438.7	451.8	475.7	492.4	488.8	473.9	473.0
72.5°	604.1	528.5	436.3	406.9	401.1	417.5	438.7	456.3	450.9	439.6	438.7
75°	522.8	452.1	377.1	355.3	355.0	372.9	391.4	402.0	401.7	393.8	391.4
77.5°	434.5	377.1	310.7	291.0	298.2	315.2	328.9	336.8	334.1	331.3	330.4
80°	340.1	289.1	239.7	227.9	239.1	244.8	259.4	258.8	260.3	254.6	258.8
82.5°	242.1	208.4	171.7	166.6	168.1	179.6	187.5	186.6	182.7	178.4	176.6
85°	146.8	128.3	110.1	102.9	108.0	107.1	112.0	108.0	105.6	103.5	105.3
87.5°	40.7	35.2	33.7	24.3	30.0	23.7	24.9	17.3	15.2	18.2	15.8
90°	0.0	0.0	0.0	0.0	0.0	0.0	0.0	0.0	0.0	0.0	0.0

Cooper Lighting Solutions Photometric Lab
1121 Highway 74 South
Peachtree City, GA 30269



LM-79-2019: Approved Method: Electrical and Photometric Measurements of Solid-State Lighting Products

Report Prepared for

Cooper Lighting Solutions

Streetworks

Report Number: SP1-2407-176-3

Test Date: 09/24/2024

Luminaire Tested: MEM2-HTN-VA-30-730-U-WQ

Data in this report applies to families of products including MEM2-HTN-VA-30-730-U-WQ

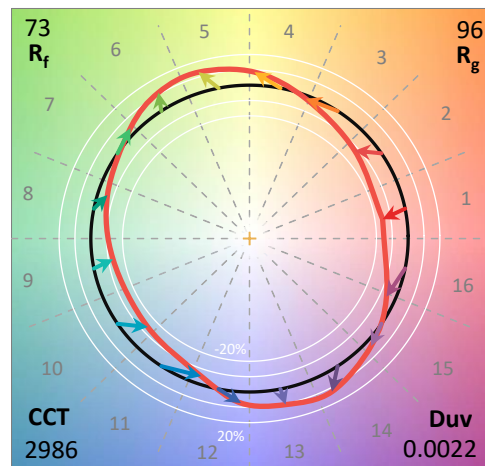
Test Information

Test Method: LM-79-2019
 Report Number: SP1-2407-176-3
 Test Lab: COOPER LIGHTING SOLUTIONS
 Photometer: SP1 - 76IN SPHERE
 Measurement Geometry: 4π
 Issue Date: 09/27/2024
 Manufacturer: COOPER LIGHTING SOLUTIONS
 Product Line: Streetworks
 Catalog Number: **MEM2-HTN-VA-30-730-U-WQ**
 Description: EPIC MODERN VISUAL COMFORT 30W WAVESTREAM WIDE

Spectral Parameters

CCT (K): 2986
 CIE u': 0.2503
 CIE v': 0.5248
 Duv: 0.0022
 CIE x: 0.4413
 CIE y: 0.4112
 CIE z: 0.1476
 Peak Wavelength (nm): 596
 Dominant Wavelength (nm): 582
 Purity: 55.87534
 Rf: 73.2
 Rg: 95.9

CRI (Ra):	71.3		
R1:	68.5	R9:	-25.2
R2:	79.2	R10:	51.0
R3:	88.4	R11:	63.6
R4:	69.4	R12:	39.8
R5:	66.3	R13:	69.9
R6:	70.0	R14:	92.9
R7:	80.1	R15:	61.4
R8:	48.3		



Test Conditions

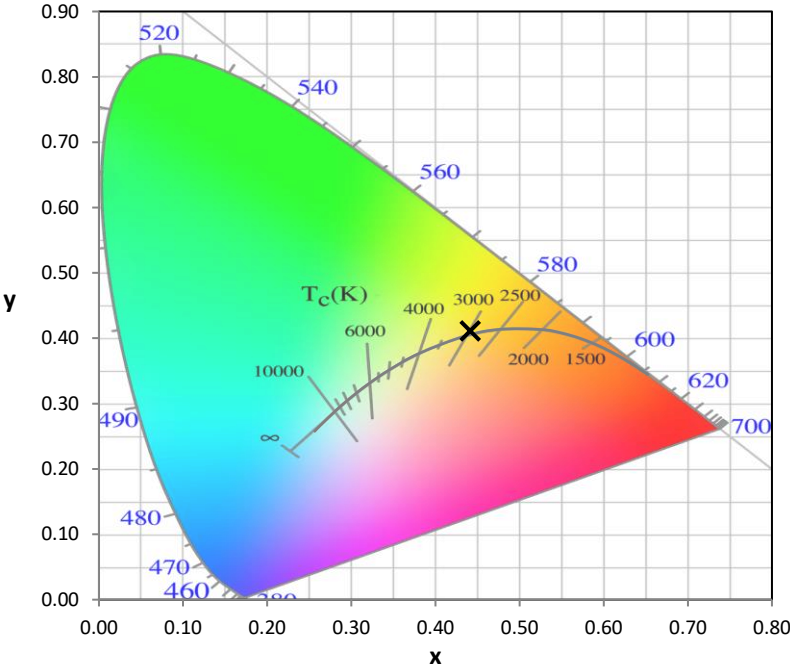
Stabilization Time: 27M
 Operation Time: 1H 27M
 Sphere Temperature (°C): 25.2

REPORT NUMBER: SP1-2407-176-3

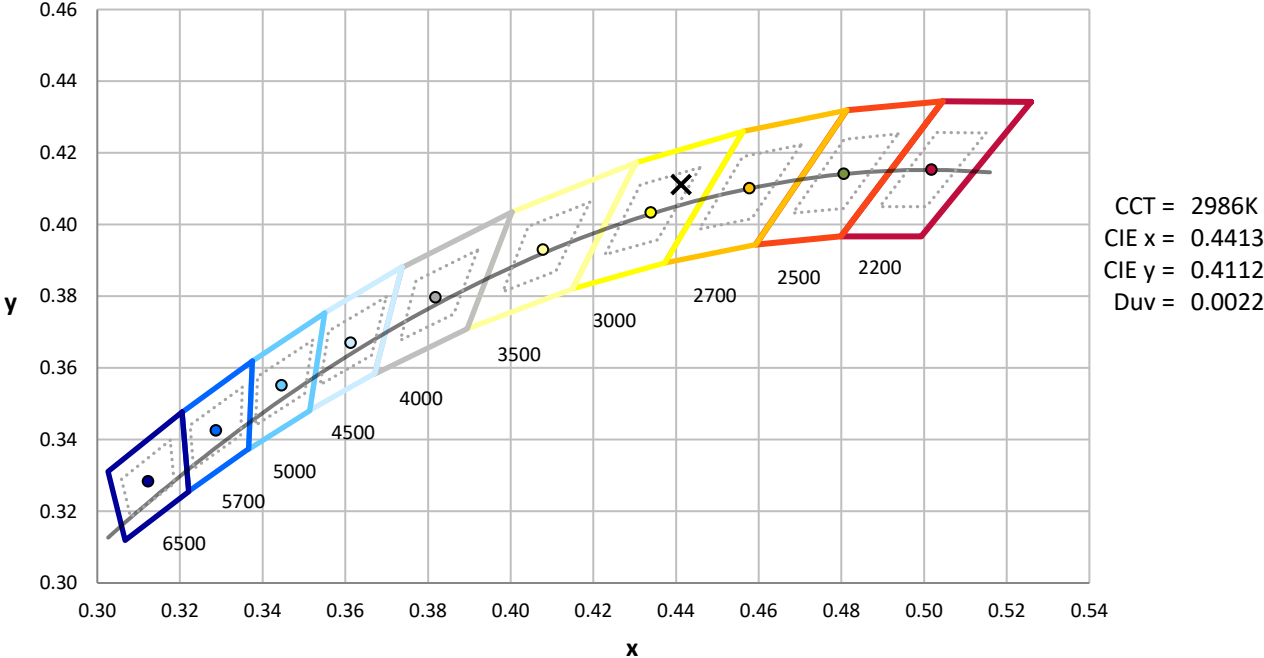
Measurement and Test Equipment			
Instrument	Identification Number	Calibration Date	Calibration Due Date
Photometer	IN0058	6/18/2024	12/18/2024
Power Meter	INXT2011004	2/8/2024	2/8/2025
AC Power Source	IN0063	10/24/2023	10/24/2024
DC Power Source	IN0208	10/24/2023	10/24/2024
Sphere Thermometer	IN0085	10/24/2023	10/24/2024
Room Thermometer	IN0046	10/24/2023	10/24/2024

REPORT NUMBER: SP1-2407-176-3

CIE 1931 Chromaticity Diagram



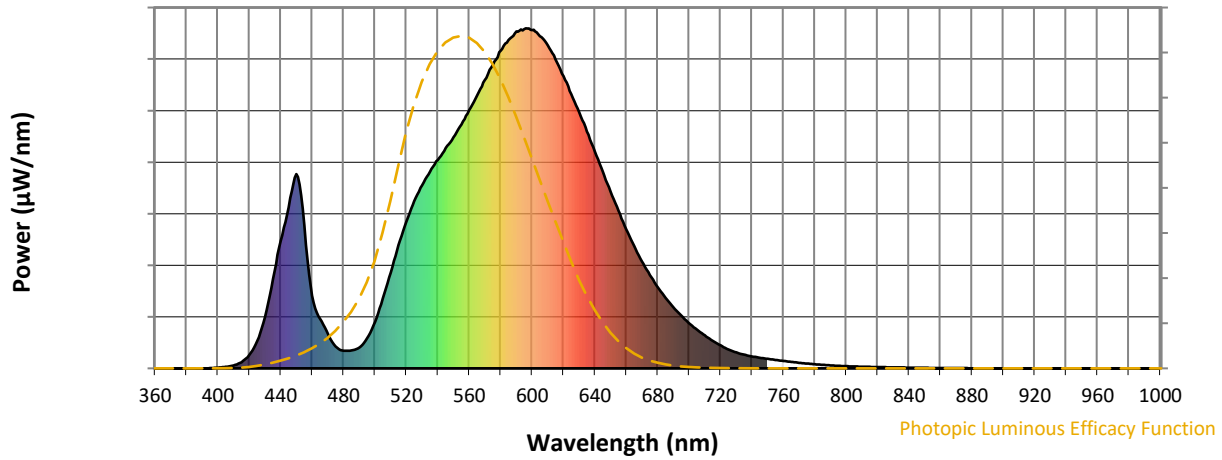
CIE 1931 Chromaticity Diagram with 2017 ANSI 7-Step and 4-Step Quadrangles



Point lies inside the ANSI 3000K 4-step quadrangle

REPORT NUMBER: SP1-2407-176-3

Photopic Flux vs. Wavelength

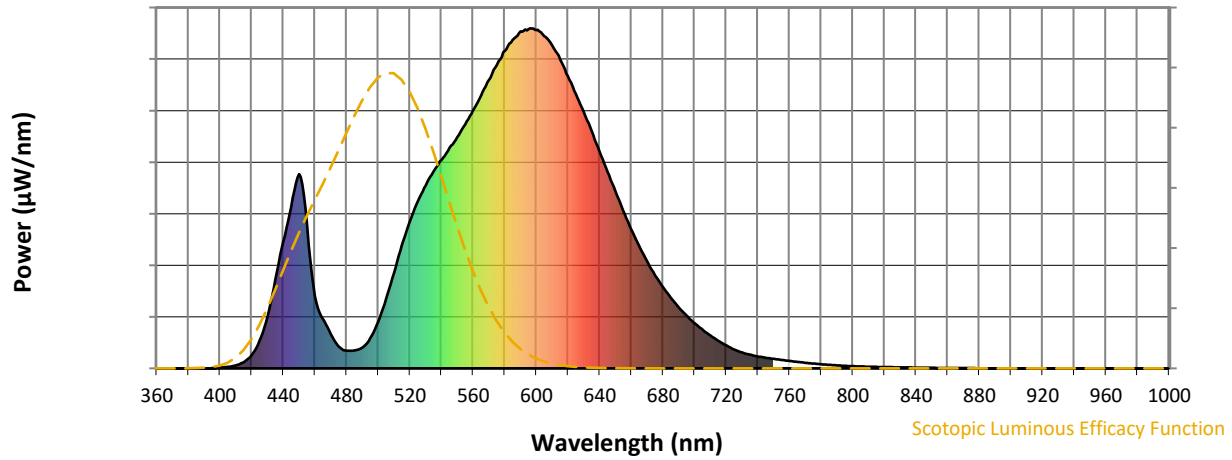


Photopic Lumens: NR

λ (nm)	Power W [^] /nm	Lumens (ϕ /nm)	λ (nm)	Power W [^] /nm	Lumens (ϕ /nm)	λ (nm)	Power W [^] /nm	Lumens (ϕ /nm)	λ (nm)	Power W [^] /nm	Lumens (ϕ /nm)	λ (nm)	Power W [^] /nm	Lumens (ϕ /nm)
360	0	NR	490	61	NR	620	859	NR	750	28	NR	880	0	NR
365	0	NR	495	88	NR	625	807	NR	755	25	NR	885	0	NR
370	0	NR	500	137	NR	630	753	NR	760	22	NR	890	0	NR
375	0	NR	505	205	NR	635	697	NR	765	19	NR	895	0	NR
380	0	NR	510	281	NR	640	637	NR	770	16	NR	900	0	NR
385	0	NR	515	363	NR	645	578	NR	775	14	NR	905	0	NR
390	0	NR	520	432	NR	650	520	NR	780	12	NR	910	0	NR
395	1	NR	525	492	NR	655	463	NR	785	10	NR	915	0	NR
400	2	NR	530	539	NR	660	409	NR	790	9	NR	920	0	NR
405	4	NR	535	579	NR	665	359	NR	795	8	NR	925	0	NR
410	9	NR	540	613	NR	670	315	NR	800	6	NR	930	0	NR
415	18	NR	545	648	NR	675	274	NR	805	6	NR	935	0	NR
420	39	NR	550	680	NR	680	239	NR	810	5	NR	940	0	NR
425	81	NR	555	717	NR	685	207	NR	815	4	NR	945	0	NR
430	151	NR	560	759	NR	690	180	NR	820	4	NR	950	0	NR
435	263	NR	565	803	NR	695	155	NR	825	3	NR	955	0	NR
440	375	NR	570	848	NR	700	133	NR	830	3	NR	960	0	NR
445	474	NR	575	892	NR	705	114	NR	835	3	NR	965	0	NR
450	571	NR	580	933	NR	710	97	NR	840	2	NR	970	0	NR
455	421	NR	585	966	NR	715	81	NR	845	2	NR	975	0	NR
460	214	NR	590	991	NR	720	67	NR	850	2	NR	980	0	NR
465	146	NR	595	998	NR	725	55	NR	855	1	NR	985	0	NR
470	101	NR	600	995	NR	730	47	NR	860	1	NR	990	0	NR
475	64	NR	605	977	NR	735	40	NR	865	1	NR	995	0	NR
480	52	NR	610	949	NR	740	35	NR	870	1	NR	1000	0	NR
485	53	NR	615	908	NR	745	31	NR	875	1	NR			

REPORT NUMBER: SP1-2407-176-3

Scotopic Flux vs. Wavelength



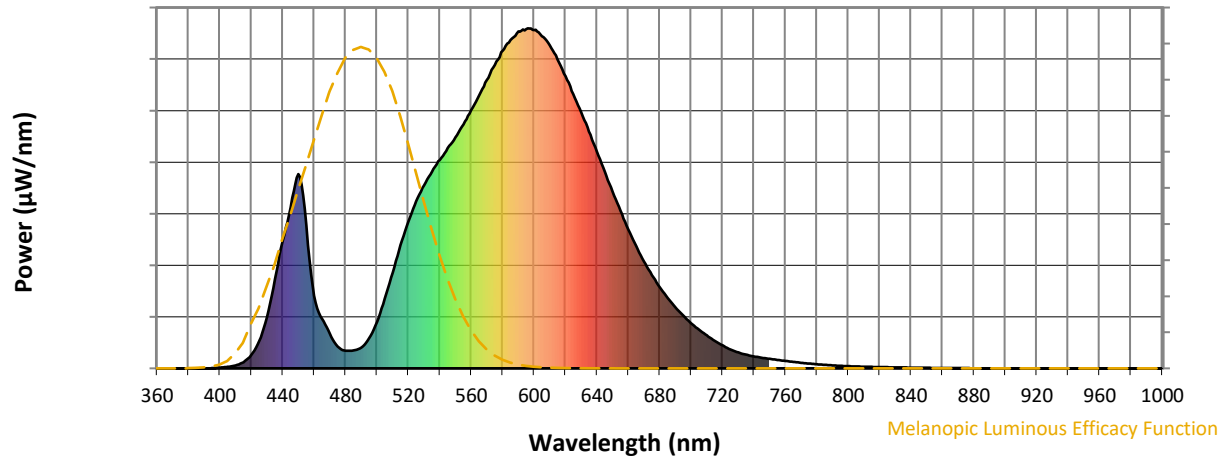
Scotopic Lumens: NR

S/P: 1.15

λ (nm)	Power W [^] /nm	Lumens (ϕ /nm)	λ (nm)	Power W [^] /nm	Lumens (ϕ /nm)	λ (nm)	Power W [^] /nm	Lumens (ϕ /nm)	λ (nm)	Power W [^] /nm	Lumens (ϕ /nm)	λ (nm)	Power W [^] /nm	Lumens (ϕ /nm)
360	0	NR	490	61	NR	620	859	NR	750	28	NR	880	0	NR
365	0	NR	495	88	NR	625	807	NR	755	25	NR	885	0	NR
370	0	NR	500	137	NR	630	753	NR	760	22	NR	890	0	NR
375	0	NR	505	205	NR	635	697	NR	765	19	NR	895	0	NR
380	0	NR	510	281	NR	640	637	NR	770	16	NR	900	0	NR
385	0	NR	515	363	NR	645	578	NR	775	14	NR	905	0	NR
390	0	NR	520	432	NR	650	520	NR	780	12	NR	910	0	NR
395	1	NR	525	492	NR	655	463	NR	785	10	NR	915	0	NR
400	2	NR	530	539	NR	660	409	NR	790	9	NR	920	0	NR
405	4	NR	535	579	NR	665	359	NR	795	8	NR	925	0	NR
410	9	NR	540	613	NR	670	315	NR	800	6	NR	930	0	NR
415	18	NR	545	648	NR	675	274	NR	805	6	NR	935	0	NR
420	39	NR	550	680	NR	680	239	NR	810	5	NR	940	0	NR
425	81	NR	555	717	NR	685	207	NR	815	4	NR	945	0	NR
430	151	NR	560	759	NR	690	180	NR	820	4	NR	950	0	NR
435	263	NR	565	803	NR	695	155	NR	825	3	NR	955	0	NR
440	375	NR	570	848	NR	700	133	NR	830	3	NR	960	0	NR
445	474	NR	575	892	NR	705	114	NR	835	3	NR	965	0	NR
450	571	NR	580	933	NR	710	97	NR	840	2	NR	970	0	NR
455	421	NR	585	966	NR	715	81	NR	845	2	NR	975	0	NR
460	214	NR	590	991	NR	720	67	NR	850	2	NR	980	0	NR
465	146	NR	595	998	NR	725	55	NR	855	1	NR	985	0	NR
470	101	NR	600	995	NR	730	47	NR	860	1	NR	990	0	NR
475	64	NR	605	977	NR	735	40	NR	865	1	NR	995	0	NR
480	52	NR	610	949	NR	740	35	NR	870	1	NR	1000	0	NR
485	53	NR	615	908	NR	745	31	NR	875	1	NR			

REPORT NUMBER: SP1-2407-176-3

Melanopic Flux vs. Wavelength



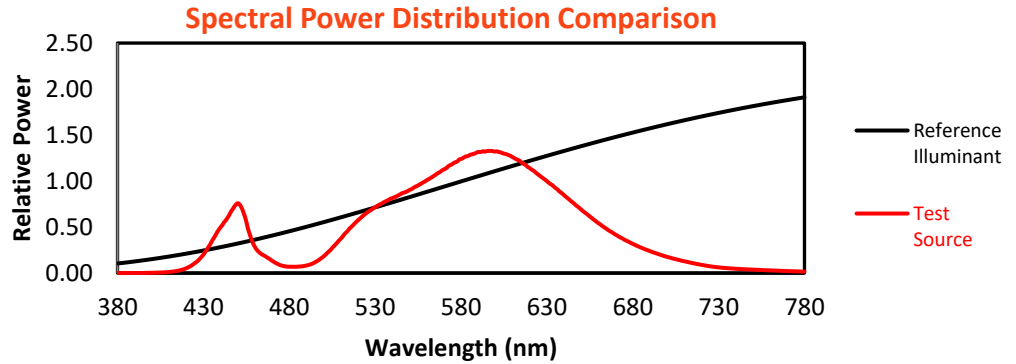
Melanopic Lumens: NR

M/P: 2.01

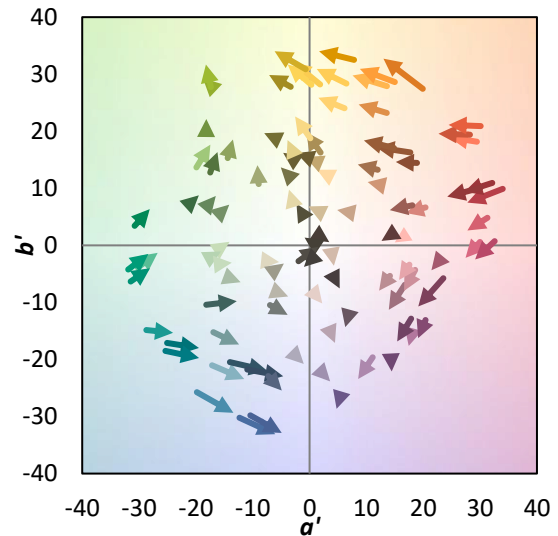
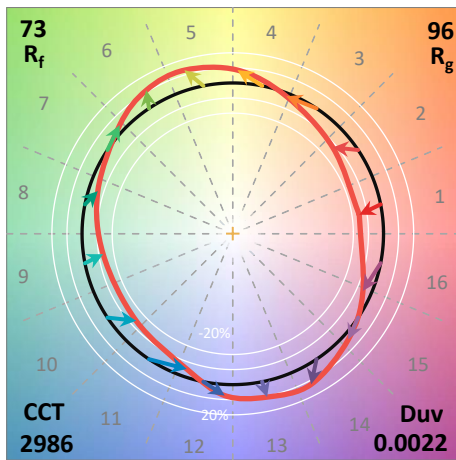
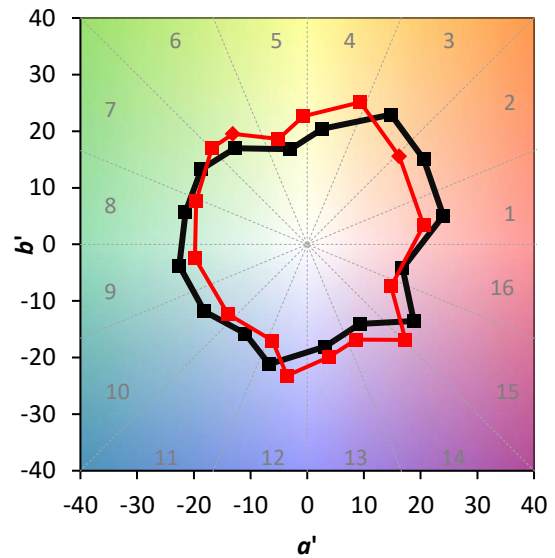
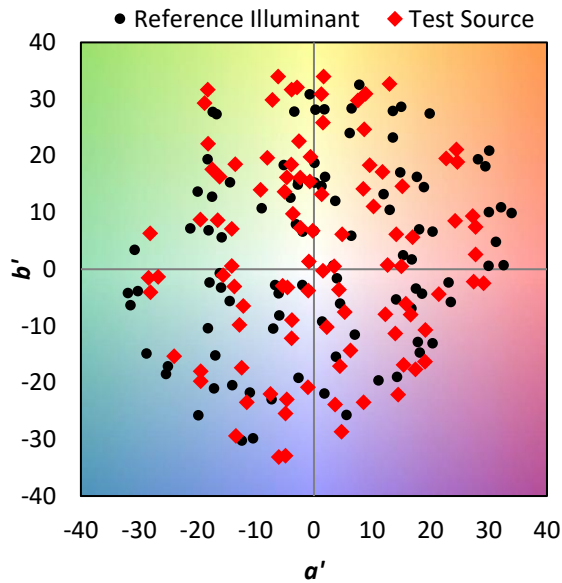
λ (nm)	Power W [^] /nm	Lumens (φ/nm)	λ (nm)	Power W [^] /nm	Lumens (φ/nm)	λ (nm)	Power W [^] /nm	Lumens (φ/nm)	λ (nm)	Power W [^] /nm	Lumens (φ/nm)	λ (nm)	Power W [^] /nm	Lumens (φ/nm)
360	0	NR	490	61	NR	620	859	NR	750	28	NR	880	0	NR
365	0	NR	495	88	NR	625	807	NR	755	25	NR	885	0	NR
370	0	NR	500	137	NR	630	753	NR	760	22	NR	890	0	NR
375	0	NR	505	205	NR	635	697	NR	765	19	NR	895	0	NR
380	0	NR	510	281	NR	640	637	NR	770	16	NR	900	0	NR
385	0	NR	515	363	NR	645	578	NR	775	14	NR	905	0	NR
390	0	NR	520	432	NR	650	520	NR	780	12	NR	910	0	NR
395	1	NR	525	492	NR	655	463	NR	785	10	NR	915	0	NR
400	2	NR	530	539	NR	660	409	NR	790	9	NR	920	0	NR
405	4	NR	535	579	NR	665	359	NR	795	8	NR	925	0	NR
410	9	NR	540	613	NR	670	315	NR	800	6	NR	930	0	NR
415	18	NR	545	648	NR	675	274	NR	805	6	NR	935	0	NR
420	39	NR	550	680	NR	680	239	NR	810	5	NR	940	0	NR
425	81	NR	555	717	NR	685	207	NR	815	4	NR	945	0	NR
430	151	NR	560	759	NR	690	180	NR	820	4	NR	950	0	NR
435	263	NR	565	803	NR	695	155	NR	825	3	NR	955	0	NR
440	375	NR	570	848	NR	700	133	NR	830	3	NR	960	0	NR
445	474	NR	575	892	NR	705	114	NR	835	3	NR	965	0	NR
450	571	NR	580	933	NR	710	97	NR	840	2	NR	970	0	NR
455	421	NR	585	966	NR	715	81	NR	845	2	NR	975	0	NR
460	214	NR	590	991	NR	720	67	NR	850	2	NR	980	0	NR
465	146	NR	595	998	NR	725	55	NR	855	1	NR	985	0	NR
470	101	NR	600	995	NR	730	47	NR	860	1	NR	990	0	NR
475	64	NR	605	977	NR	735	40	NR	865	1	NR	995	0	NR
480	52	NR	610	949	NR	740	35	NR	870	1	NR	1000	0	NR
485	53	NR	615	908	NR	745	31	NR	875	1	NR			

Summary

$R_f = 73.2$
 $R_g = 95.9$
 $CIE R_a = 71.3$
 $R_9 = -25.2$

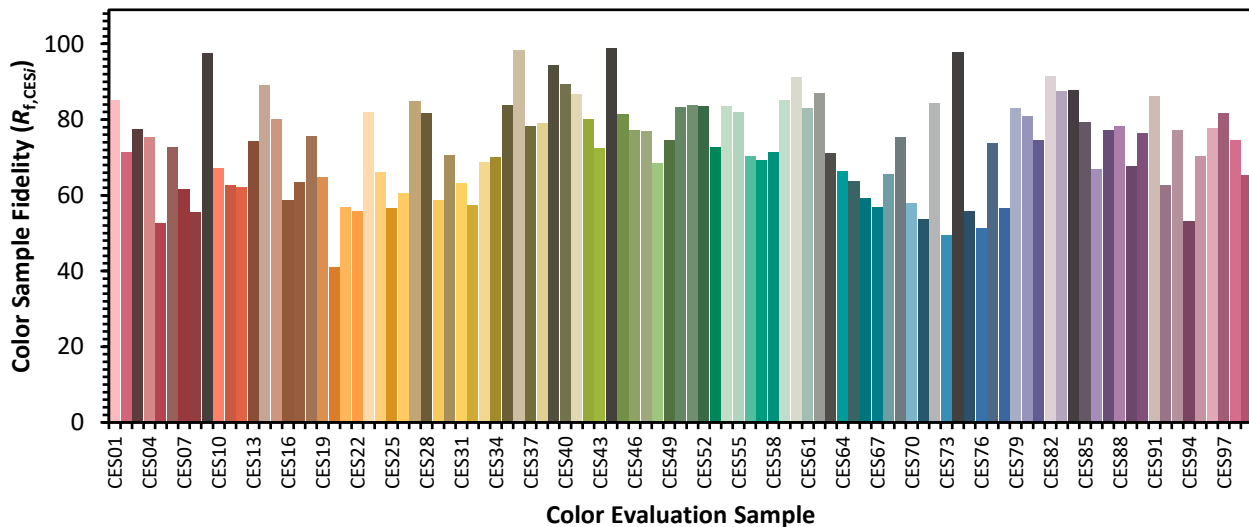


Color Vector Graphics

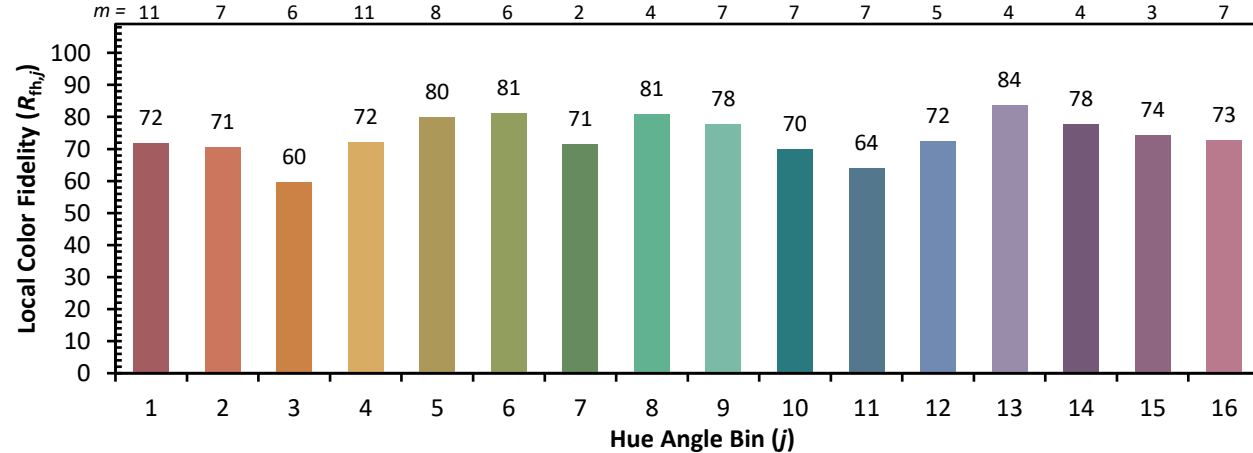
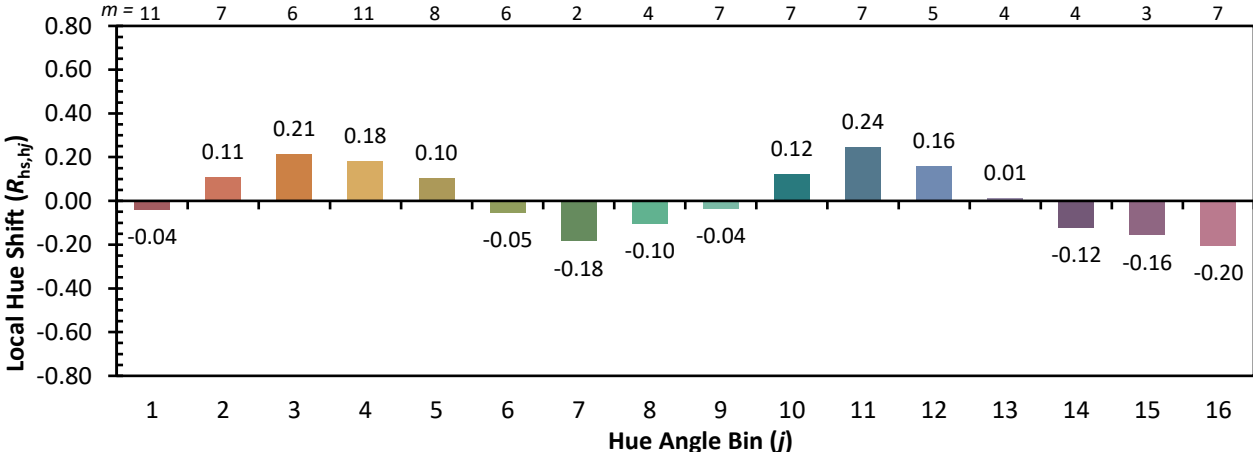
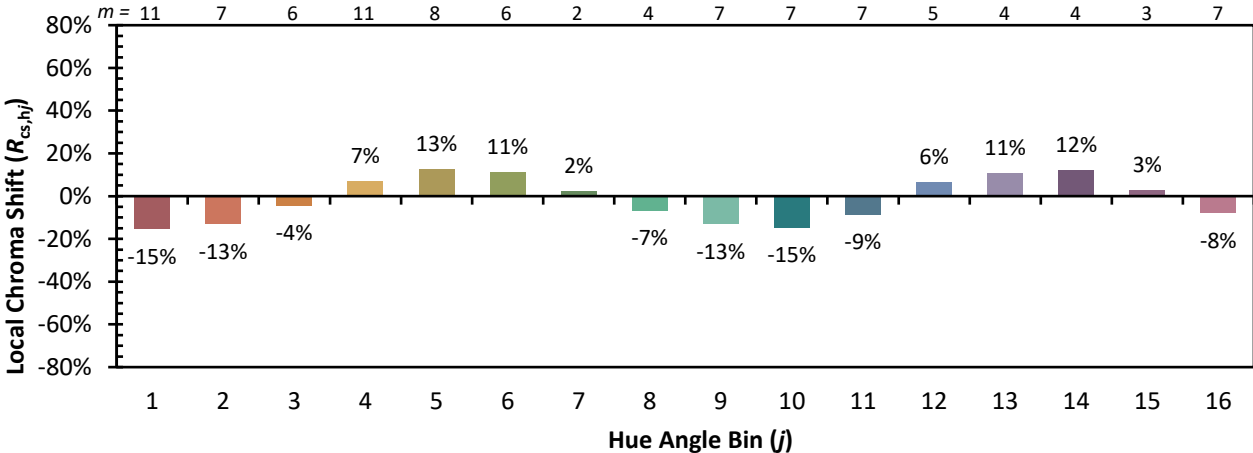


Individual Sample Fidelity Index ($R_{f,i}$)

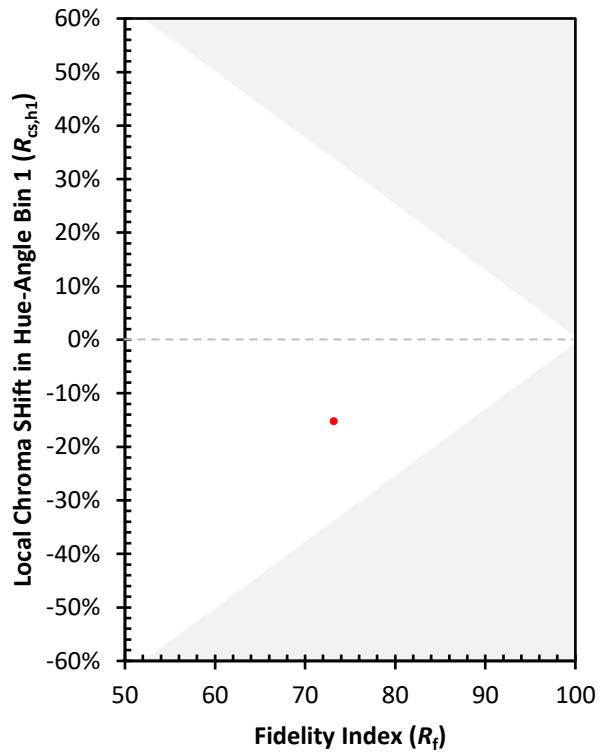
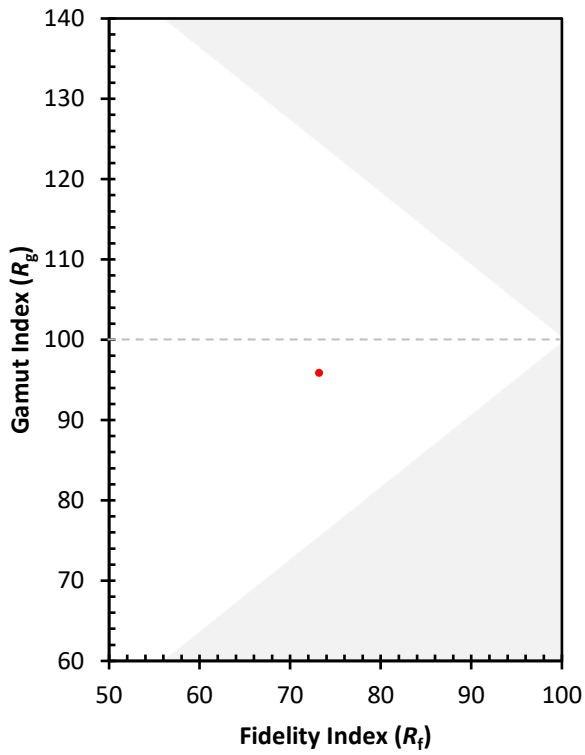
CES01 = 86	CES26 = 61	CES51 = 84	CES76 = 51
CES02 = 62	CES27 = 85	CES52 = 84	CES77 = 74
CES03 = 31	CES28 = 82	CES53 = 73	CES78 = 56
CES04 = 71	CES29 = 59	CES54 = 84	CES79 = 83
CES05 = 49	CES30 = 71	CES55 = 82	CES80 = 81
CES06 = 51	CES31 = 63	CES56 = 70	CES81 = 75
CES07 = 41	CES32 = 57	CES57 = 69	CES82 = 92
CES08 = 40	CES33 = 69	CES58 = 71	CES83 = 88
CES09 = 29	CES34 = 70	CES59 = 85	CES84 = 88
CES10 = 76	CES35 = 84	CES60 = 91	CES85 = 79
CES11 = 59	CES36 = 98	CES61 = 83	CES86 = 67
CES12 = 65	CES37 = 78	CES62 = 87	CES87 = 77
CES13 = 43	CES38 = 79	CES63 = 71	CES88 = 78
CES14 = 74	CES39 = 94	CES64 = 66	CES89 = 68
CES15 = 71	CES40 = 89	CES65 = 64	CES90 = 76
CES16 = 47	CES41 = 87	CES66 = 59	CES91 = 86
CES17 = 50	CES42 = 80	CES67 = 57	CES92 = 63
CES18 = 56	CES43 = 73	CES68 = 66	CES93 = 77
CES19 = 73	CES44 = 99	CES69 = 75	CES94 = 53
CES20 = 66	CES45 = 81	CES70 = 58	CES95 = 70
CES21 = 87	CES46 = 77	CES71 = 54	CES96 = 78
CES22 = 79	CES47 = 77	CES72 = 84	CES97 = 82
CES23 = 92	CES48 = 68	CES73 = 49	CES98 = 75
CES24 = 91	CES49 = 74	CES74 = 98	CES99 = 65
CES25 = 73	CES50 = 83	CES75 = 56	



Color Rendition by Hue-Angle Bin



Measure Comparisons



(END OF REPORT)